

Getting Dispatched / Receiving Invite to Track Load

BridgeHaul Knowledge Articles for Sunbelt Rentals

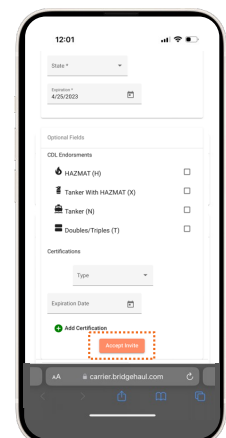
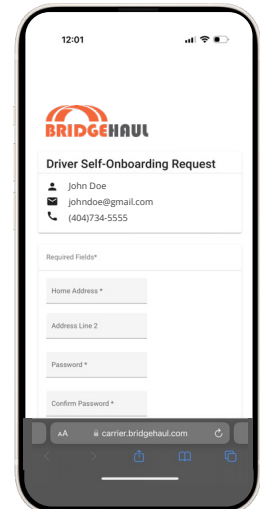
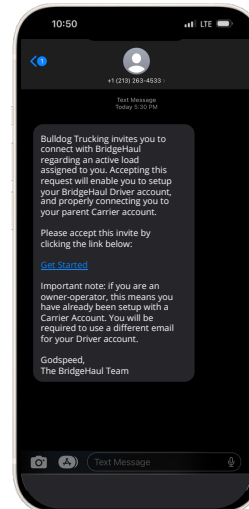
INSTRUCTIONS TO ENABLE THE BRIDGEHAUL MOBILE APP

Sunbelt loads will use BridgeHaul, a division of Bennett, to assist with track and trace, as well as provide an easy-to-use a Driver Mobile Application to capture, upload, and manage load images and documents.

Upon accepting a Sunbelt load, dispatched drivers will receive a text message from BridgeHaul requesting you to self-onboard, as well as prompting you to download the BridgeHaul Mobile App. Please follow the instructions below which will step you through the self-onboarding process.

Good luck, you are on your way to managing your Sunbelt load!

1. After accepting a load, the dispatched driver will receive an invitation to register with BridgeHaul via text message (e.g., self-onboard)
2. Enter the **required information (*)**, like **CDL details** (feel free to include optional information regarding certifications and endorsements)
3. Click **Accept Invite**
4. In the pop-up window confirming your submission, click the appropriate operating system to download the **BridgeHaul Mobile App** (Apple or Android)
5. You will be routed to the appropriate app store, click **Get** or **Install**



For support, check out the Bennett-BridgeHaul Resource Hub

Find videos, job aids, and reference guides at <https://guides.bridgehaul.com/en/sunbelt>